





# Magic at Home

## ACTIVITIES FOR THE HEARTWOOD HOTEL

A little mouse gets lost in a storm and ends up as a maid in a hotel for animals! You can read the book by ordering on line or getting the e-book pub. But you can still have fun with the book if you haven't read it yet!

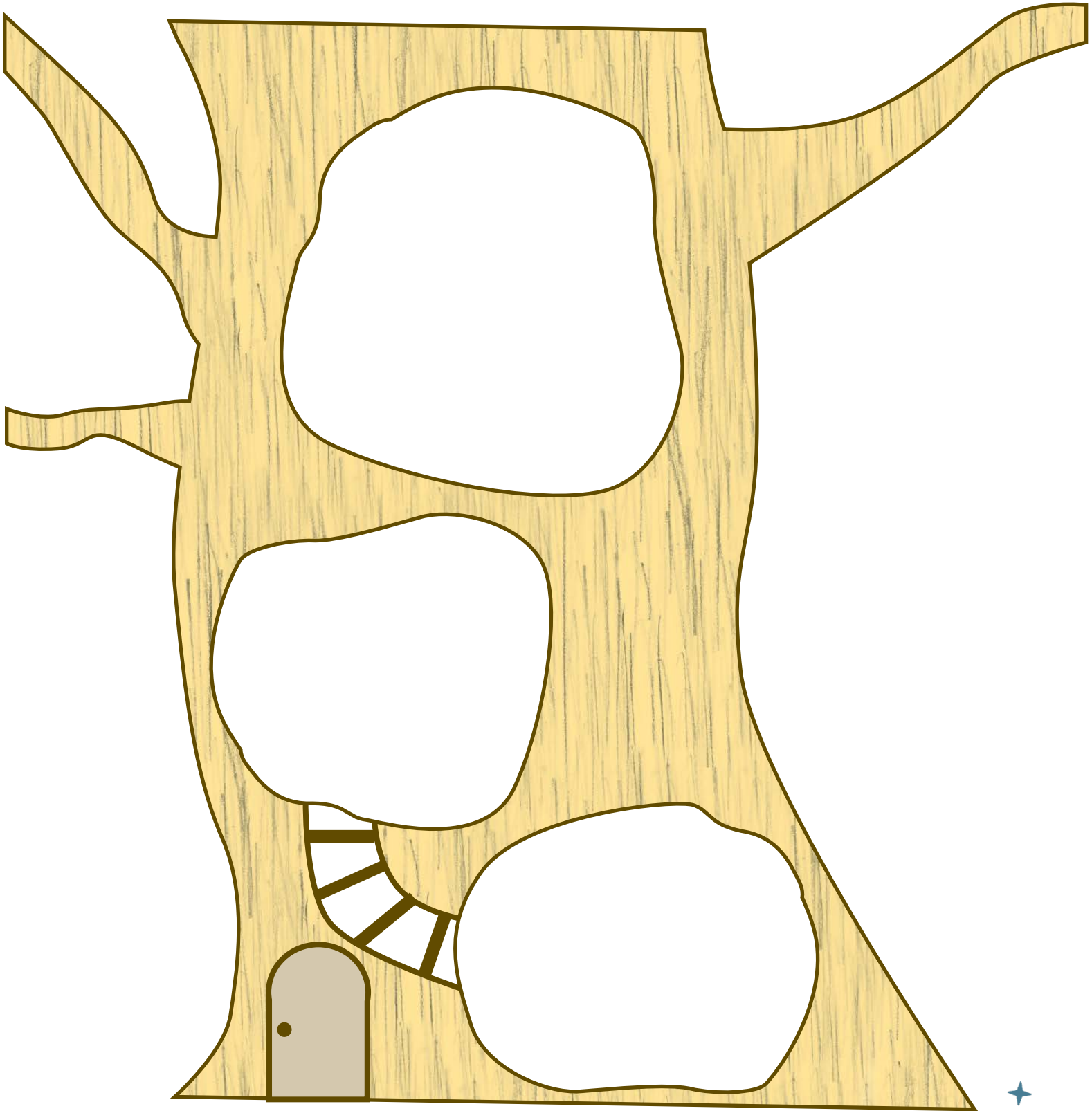
Today, why don't you design your very own Heartwood Hotel?

Here are some fun sheets to do so!



★ ★ Design your own rooms at the Heartwood Hotel

Design your own rooms at the Heartwood Hotel by drawing all the furniture and other items. Remember to think about the type of animal or bird that would stay in your rooms.



★ ★ Create your own menu for the Heartwood Hotel

Print out the menu and design your own meal by thinking of appetizers, main courses, and desserts. You can also illustrate pictures of some of the menu items.

♥ Menu ♥

Appetizers

Main Courses

Desserts

Beverages

♥



## ★ Create your own motto for the Heartwood Hotel

Above the Heartwood lobby hangs the motto: "We Live by Protect and Respect, Not by Tooth and Claw." If you lived in Fernwood Forest, what would your motto be? (Hint: first decide what kind of animal you are—a wolf would come up with a much different motto than a mouse!) Create and design your own motto in the banner below.





## Draw your own luggage

Mona the mouse is known for her walnut suitcase with the heart on it. But inside, she carries nothing. Most guests, on the other hand, have suitcases full of belongings. In the space below, draw what you think the following guests might be carrying:

A Speed-Reading Snail:

A Very Smelly Skunk:

A Duchess Rabbit:

A Wily Wolf:



★ ★  
★ Make your own Heartwood Hotel suitcase

Carefully cut out the shapes below. Then fold the suitcase into your own miniature case!

